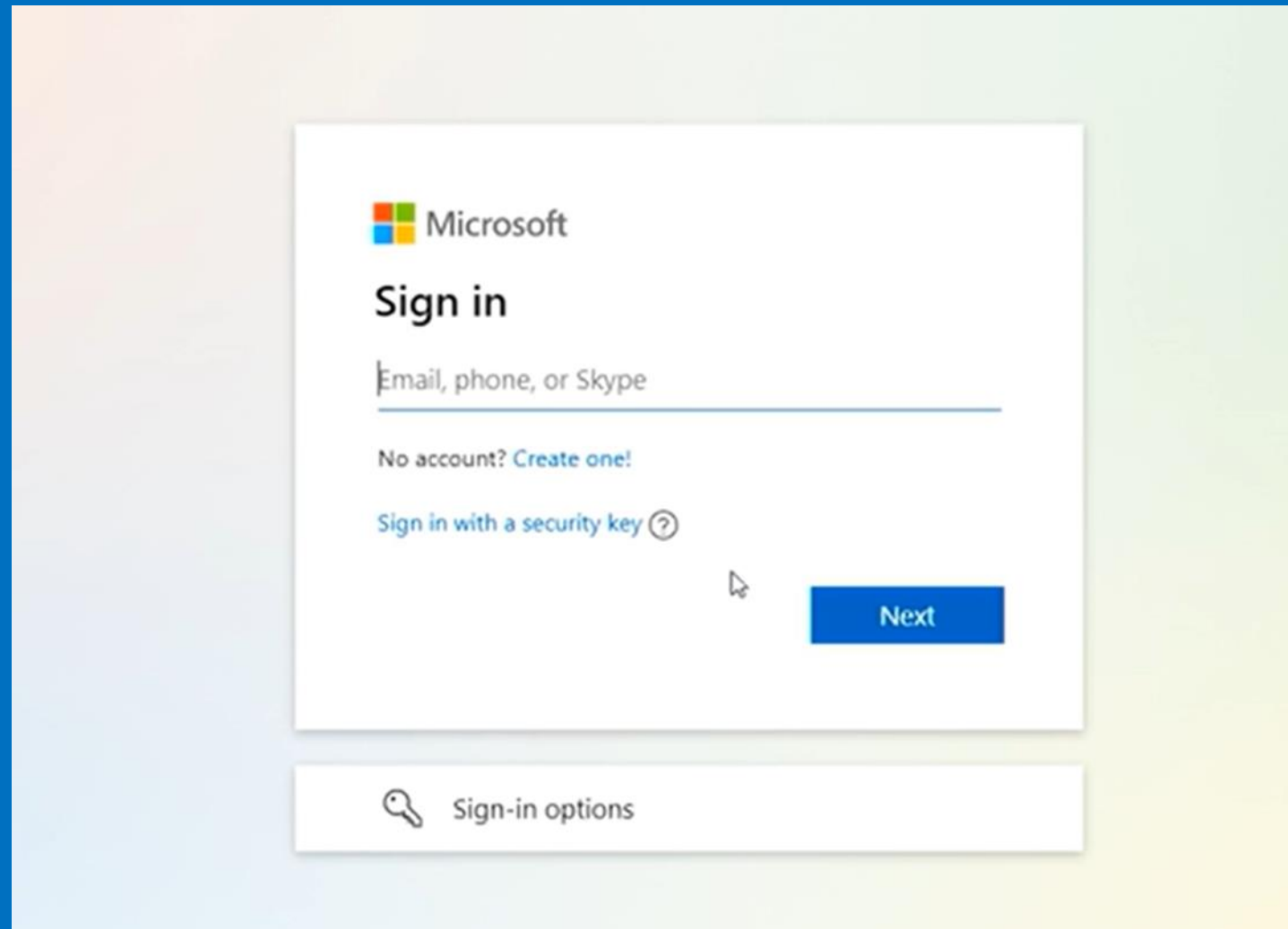


MSLE Portal

Using the MSLE Portal

<https://aka.ms/MSLEPort>

MSLE Portal – Sign In



The image shows a Microsoft sign-in interface. At the top left is the Microsoft logo. Below it, the text "Sign in" is displayed in a large, bold font. Underneath is a text input field with the placeholder text "Email, phone, or Skype". Below the input field, there are two links: "No account? Create one!" and "Sign in with a security key ?". A blue "Next" button is positioned to the right of the input field. At the bottom of the main sign-in area, there is a "Sign-in options" link with a key icon.

Microsoft


Sign in

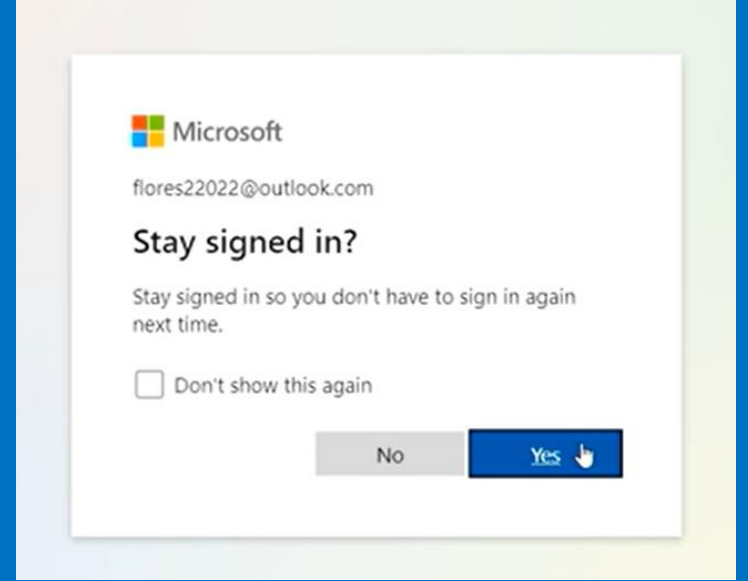
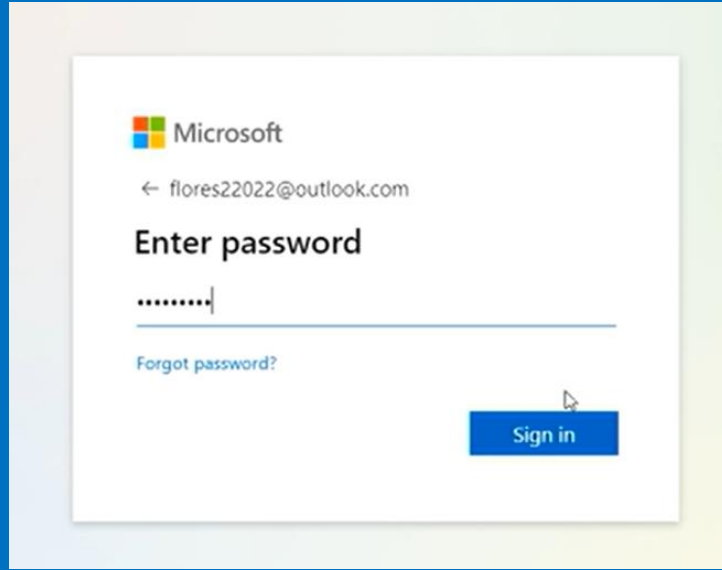
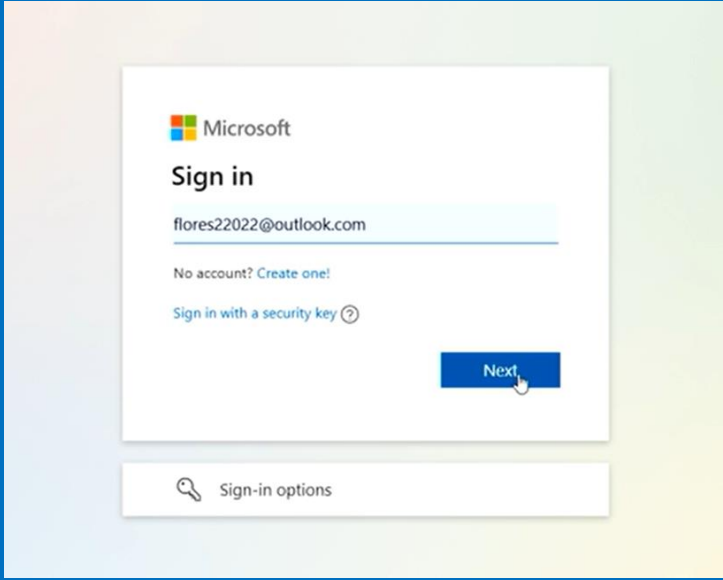
Email, phone, or Skype

No account? [Create one!](#)

Sign in with a security key ?

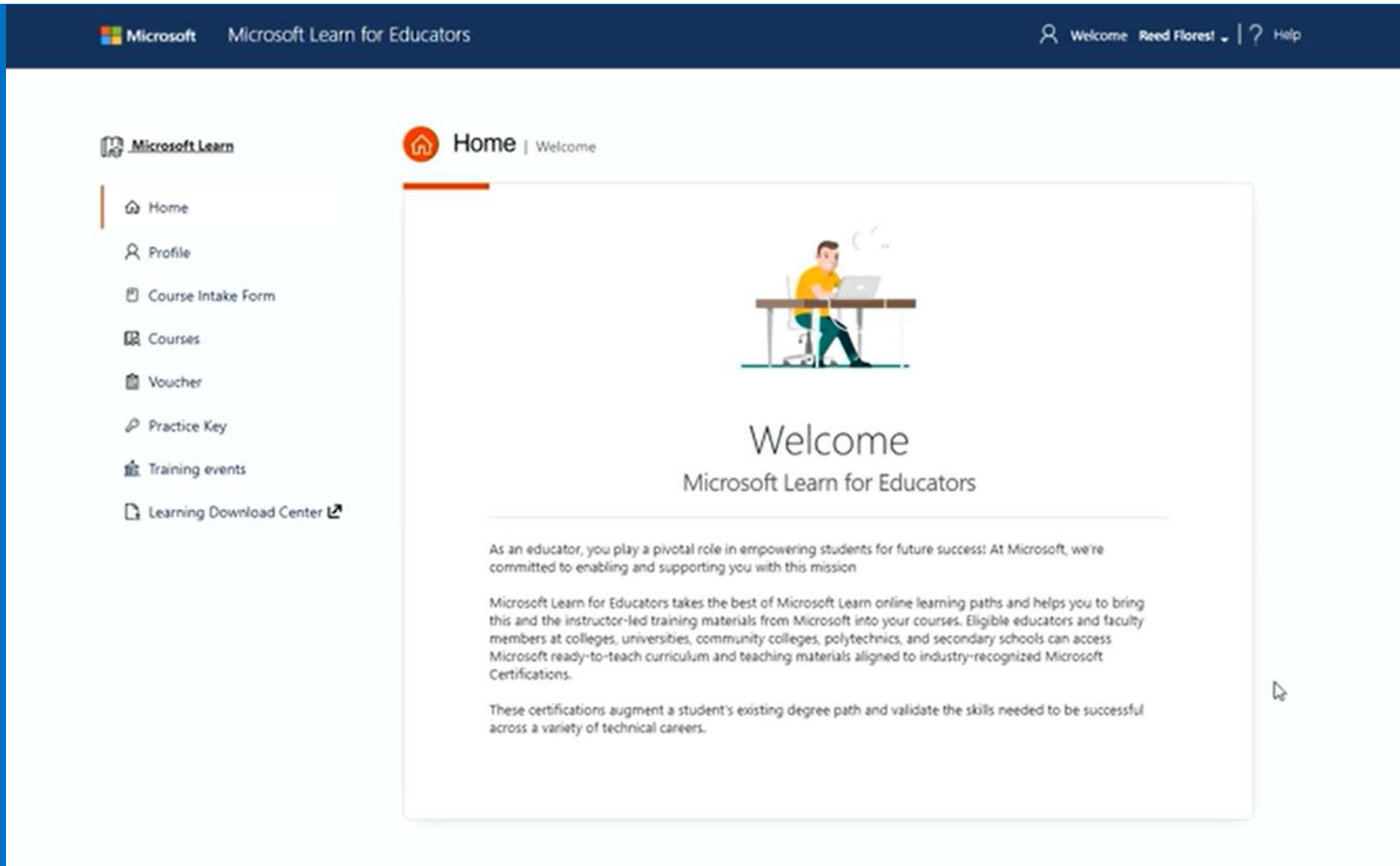
Next

 Sign-in options



Sign In

MSLE Portal – Home Page



The screenshot shows the MSLE Portal Home Page. At the top, there is a dark blue header with the Microsoft logo and "Microsoft Learn for Educators" on the left, and a user profile "Welcome Reed Florest" with a help icon on the right. Below the header is a white navigation sidebar on the left with a "Microsoft Learn" logo and a list of menu items: Home, Profile, Course Intake Form, Courses, Voucher, Practice Key, Training events, and Learning Download Center. The main content area features a "Home | Welcome" header with a home icon, followed by an illustration of a person at a desk with a laptop. Below the illustration, the text "Welcome Microsoft Learn for Educators" is displayed. A horizontal line separates this header from a paragraph of text: "As an educator, you play a pivotal role in empowering students for future success! At Microsoft, we're committed to enabling and supporting you with this mission". This is followed by another paragraph: "Microsoft Learn for Educators takes the best of Microsoft Learn online learning paths and helps you to bring this and the instructor-led training materials from Microsoft into your courses. Eligible educators and faculty members at colleges, universities, community colleges, polytechnics, and secondary schools can access Microsoft ready-to-teach curriculum and teaching materials aligned to industry-recognized Microsoft Certifications." The final paragraph states: "These certifications augment a student's existing degree path and validate the skills needed to be successful across a variety of technical careers." A mouse cursor is visible on the right side of the page.


Microsoft Learn for Educators

Welcome Reed Florest | ? Help

Microsoft Learn

- Home
- Profile
- Course Intake Form
- Courses
- Voucher
- Practice Key
- Training events
- Learning Download Center

Home | Welcome



Welcome

Microsoft Learn for Educators

As an educator, you play a pivotal role in empowering students for future success! At Microsoft, we're committed to enabling and supporting you with this mission

Microsoft Learn for Educators takes the best of Microsoft Learn online learning paths and helps you to bring this and the instructor-led training materials from Microsoft into your courses. Eligible educators and faculty members at colleges, universities, community colleges, polytechnics, and secondary schools can access Microsoft ready-to-teach curriculum and teaching materials aligned to industry-recognized Microsoft Certifications.

These certifications augment a student's existing degree path and validate the skills needed to be successful across a variety of technical careers.

MSLE Portal – Profile Page

Microsoft Microsoft Learn for Educators Welcome Reed Flores | ? Help

Microsoft Learn

- Home
- Profile
- Course Intake Form
- Courses
- Voucher
- Practice Key
- Training events
- Learning Download Center

Profile

Please verify that your information is up-to-date


Fields marked with * are required

First name *	Last name *	
<input type="text" value="Reed"/>	<input type="text" value="Flores"/>	
Department *		
<input type="text" value="Engineering"/>		
Institution Name *	Title *	
<input type="text" value="Elm University"/>	<input type="text" value="Professor"/>	
Institution address *	City *	Zip code *
<input type="text" value="3456 First St."/>	<input type="text" value="Seattle"/>	<input type="text" value="56432"/>
Country/Region *		
<input type="text" value="United States"/>		
School email *	Microsoft Account email *	
<input type="text" value="flores@elmu.edu"/>	<input type="text" value="Flores2022@outlook.com"/>	

I would like to be added to a Microsoft Teams group dedicated to the Microsoft Learn for Educators program. I understand that other members of this Teams group, including Microsoft employees and other program participants, will be able to see my name and contact details in the Microsoft Teams interface so that we may communicate directly with one another in Teams. You can leave the group at any time by selecting the group name and clicking 'More options...' > 'Leave the team'.

Submit

MSLE Portal – Course Intake Form

 **Course intake form** | Please verify that your information is up-to-date

Fields marked with * are required

Educator name *	
First name	Last name
<input type="text" value="Foteini"/>	<input type="text" value="Vasileiou"/>
School name	
<input type="text" value="--"/>	
Course name *	Course number *
<input type="text" value="Enter course name"/>	<input type="text" value="Enter number"/>
Number of students *	Term *
<input type="text" value="Enter number"/>	<input type="text" value="Enter term"/>
Course start date *	Course end date *
<input data-bbox="257 982 639 1025" type="text" value="02/05/2023"/>	<input data-bbox="715 982 1098 1025" type="text" value="01/31/2023"/>

Which certification exam will your students be taking after this course? *

If your students will be taking a second certification exam, please select which one.

Please select any additional Microsoft curriculum you will be using while teaching this course

- Designing and Implementing a Microsoft Azure AI Solution (AI-102)
- Microsoft Azure AI Fundamentals (AI-900)
- Azure Administrator Associate (AZ-104)

- Microsoft Power BI Data Analyst (PL-900)
- Microsoft Power Platform Fundamentals (PL-900)
- Microsoft Identity and Access Administrator (SC-300)
- Microsoft Information Protection Administrator (SC-400)
- Microsoft Security, Compliance, and Identity Fundamentals (SC-900)

Certiport exam group number (if entering more than one, please enter a semicolon separated list. Example: 1234567;2345678;3456789)

How will you implement the Microsoft Curriculum? *

I will be teaching a Microsoft Learn for Educators ("MSLE") course, and hereby confirm that the information I provided in this Course Intake Form is accurate. I am a participant in the Microsoft Learn for Educators Individual Educator Labs Benefit Pilot program. I understand that as part of the program I am eligible to receive (subject to availability) training keys for lab seats at a 40% discount, and I may use those training keys for teaching purposes by distributing them to students enrolled in my course leveraging teaching and curriculum materials from MSLE. I would like to purchase discounted training keys for students enrolled in my MSLE course. I understand that the Microsoft Learn for Educators Individual Educator Labs Benefit Pilot is a pilot program and it may not be available in the future, or it may be available in a different form. I understand that in order for me to purchase discounted training keys, Microsoft is required share certain information that I have provided in this Course Intake Form as well as my name and email address with third-party Hands on Learning Solutions LLC, including personal information governed by the Microsoft Privacy Statement. By participating in the Microsoft Learn for Educators Individual Educator Labs Benefit Pilot, I hereby consent to such sharing. I hereby agree that Hands on Learning Solutions LLC may contact me to assist in the purchase of training keys. *

- I Accept
- I Decline

[Create course](#)

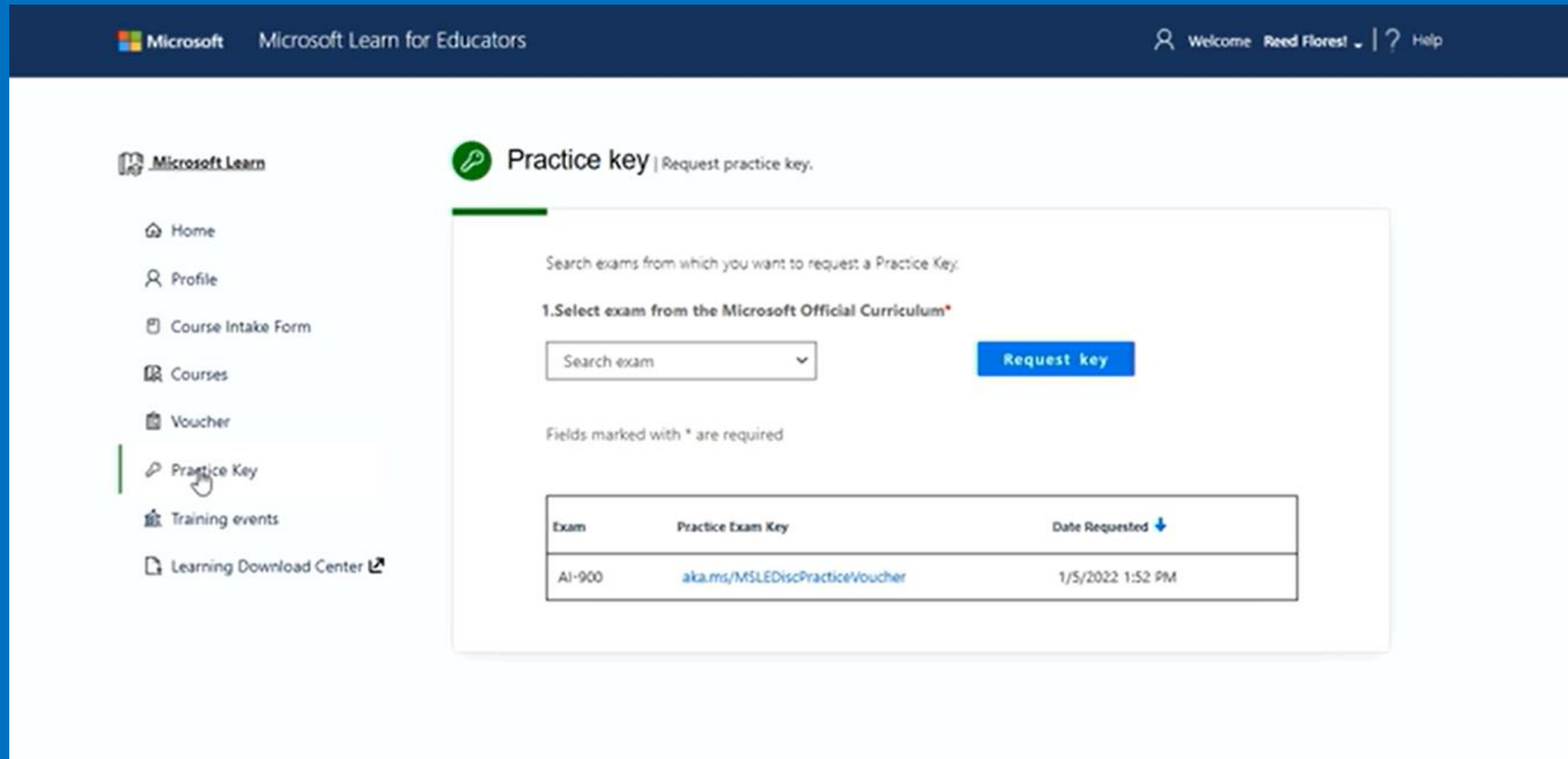
MSLE Portal – Courses tab

The screenshot displays the Microsoft Learn for Educators portal. The top navigation bar includes the Microsoft logo, the text "Microsoft Learn for Educators", and a user profile section with "Welcome Reed Florest" and a "Help" link. The left sidebar contains navigation options: Home, Profile, Course Intake Form, Courses (highlighted), Voucher, Practice Key, Training events, and Learning Download Center. The main content area is titled "Courses" and shows "2 courses found". A search bar is present. Below the search bar is a table with the following data:

Course Name	Course Start Date	Course End Date	Certiport Exam Group Number	Course Number	Pre-course Survey	Post-course Survey	Student Pre-Survey Completion %	Student Post-Survey Completion %	Status
Advanced Security Principles	01/03/2022	01/28/2022		CS800	Link to survey	Link to survey			In Progress
Cloud Computing	01/24/2022	05/27/2022		CSHST201	Link to survey	Link to survey			Upcoming

At the bottom of the table, there are navigation controls: a left arrow, a right arrow, a blue circle with the number "1", and another right arrow.

MSLE Portal – Requesting a Practice Key



Microsoft Learn for Educators

Welcome Reed Forest | ? Help

Microsoft Learn

- Home
- Profile
- Course Intake Form
- Courses
- Voucher
- Practice Key**
- Training events
- Learning Download Center


Practice key | Request practice key.

Search exams from which you want to request a Practice Key:

1. Select exam from the Microsoft Official Curriculum*

Search exam

Fields marked with * are required

Exam	Practice Exam Key	Date Requested 
AI-900	aka.ms/MSLEDiscPracticeVoucher	1/5/2022 1:52 PM

MSLE Portal – Requesting an Exam Voucher

The screenshot shows the Microsoft Learn for Educators portal. The top navigation bar includes the Microsoft logo, the text 'Microsoft Learn for Educators', and a user profile section with 'Welcome Reed Florest' and a 'Help' link. The left sidebar contains a 'Microsoft Learn' logo and a list of navigation items: Home, Profile, Course Intake Form, Courses, Voucher (highlighted with a mouse cursor), Practice Key, Training events, and Learning Download Center. The main content area is titled 'Voucher | Request certification vouchers.' and contains a search bar for exams, a 'Request Voucher' button, and a table of voucher requests.

Search exams from which you want to request an Exam Voucher

1. Select exam from the Microsoft Official Curriculum*

Search exam

Fields marked with * are required

Exam	Exam Voucher	Date Requested ↓
AI-900	Pending	1/5/2022 1:56 PM